

Premier[®]
SWIMMING POOL PRODUCTS

Vinyl Liner Pools
Steel Walls

latham



Luxury—your way. Installing a Premier pool as the centerpiece of your backyard lifestyle will provide a place to relax and refresh just steps away. When you add a Premier pool to your home, you'll find new adventures for you and your family lie right outside your back door.

Premier[®]
SWIMMING POOL PRODUCTS



Royal Prism Full Floor Liner

Build the Pool that is Just Right for You


Design the pool of your dreams with Premier! With the vinyl liner pool system, you can create a custom shape that fits your space and your style. Designed and manufactured for unsurpassed strength, Premier steel walls give you confidence in the longevity and versatility of your pool. Combine steel walls with vinyl liners to create a pool that can be customized to match your dreams—and your backyard.

The Premier vinyl liner steel system is comprised of four components:

- The steel walls and braces provide the shape and foundation for your pool.
- The vinyl liner you select will determine the color of your pool. Each liner is custom-made using Ultra-Seam® liner technology.
- Steps, available in molded fiberglass, thermoplastic, and vinyl over steps, can provide a stylish and safe entry, exit, or lounging area.
- Mesh and solid safety covers, or Coverstar automatic safety covers, protect your family and your pool.

The Benefits of Steel

Premier steel panels are engineered for strength, longevity, and easy maintenance. They are built to support decades of backyard memories and are backed by our lifetime limited transferable warranty. Durability is manufactured into the entire panel, from the five-inch top and bottom flange, to the zinc-coated galvanized steel. Z-shaped ribs provide structural support, ensuring integrity over the course of your pool's long life.



Lifetime Limited Warranty



A Premier pool is built to last a lifetime—a lifetime of carefree ownership and peace of mind. Our warranties are the most comprehensive in the swimming pool industry because we stand behind, and believe in, the quality of our products.

Premier steel wall panels and braces have a lifetime limited transferable warranty.

Building permits are easier with ICC certification

An International Code Council Evaluation Service (ICC-ES) Certification brings you one step closer to obtaining building permits for your pool. We are the only vinyl liner pool manufacturer to receive ICC-ES Certification of its products.

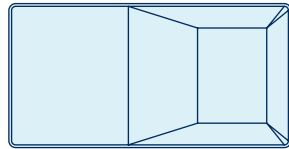
Building inspectors and engineers look to the ICC-ES evaluation reports for evidence that products and systems are code-compliant. For each Latham pool, standardized branded pool blueprints coded with ICC-ES report numbers, stamped and signed by licensed engineers, can be provided. Inspectors' primary choice for approving building codes are ICC-ES certified products.



Select one of our many popular pool shapes, work alongside your dealer to customize the shape of your pool further, or even design a unique pool all your own.

Rectangle

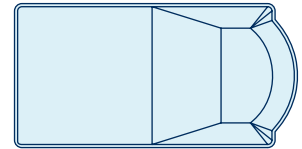
14' x 28' **18' x 36'**
16' x 32' **20' x 40'**
16' x 36'



Available with 6" and 24" radius corners.

Patrician

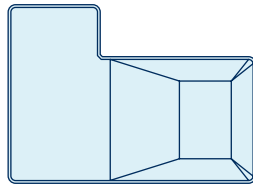
14' x 28' **18' x 36'**
16' x 32' **20' x 40'**
16' x 36'



Available with 6" and 24" radius corners.

Full L

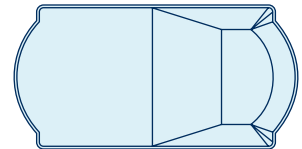
14' x 28' **18' x 36'**
16' x 32' **20' x 40'**



Available with 6" and 24" radius corners.

Roman

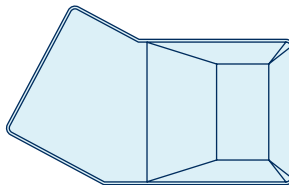
14' x 28' **18' x 36'**
16' x 32' **20' x 40'**
16' x 36'



Available with 6" and 24" radius corners.

Lazy L

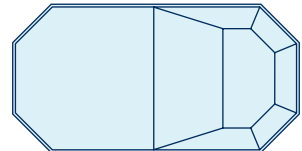
14' x 28' **18' x 40'**
16' x 32' **20' x 42'**



Available with 6" and 24" radius corners.

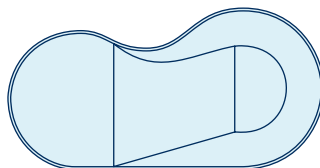
Grecian

14' x 28' **18' x 36'**
16' x 32' **20' x 40'**
16' x 36'



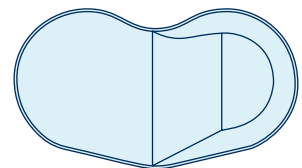
Celebrity

16' x 28' **20' x 36'**
16' x 32' **24' x 40'**



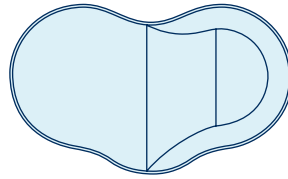
Crescent

14' x 28' **18' x 36'**
16' x 32' **20' x 40'**



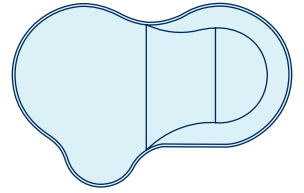
Gemini

14' x 28' **18' x 36'**
16' x 32' **20' x 40'**



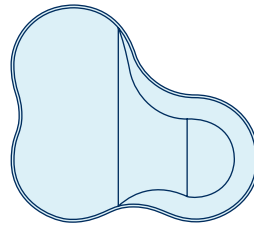
Taormina

14' x 28' **16' x 36'**
16' x 32' **18' x 40'**



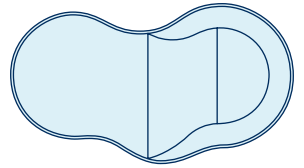
Lagoon

14' x 28' **18' x 36'**
16' x 32' **20' x 40'**



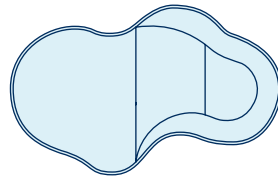
Mountain Lake II

14' x 28' **18' x 36'**
16' x 32' **20' x 40'**



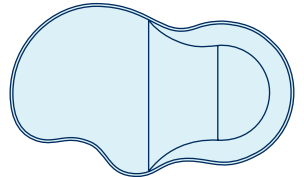
Liberty

15' x 26' **19' x 31'**
16' x 28'



Odyssey

14' x 28' **18' x 36'**
16' x 32' **20' x 40'**



Pool Bottom Options

Premier steel wall pools are constructed with panels that most commonly slope to a deep end of 6 or 8 feet. But the design of your pool is up to you and your builder. The depth, as well as the shape, the size, and all the extra details you include make the pool your very own.

Standard Hopper Bottom



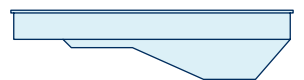
Flat Bottom



Sport Bottom



Tri-level Bottom



The Premier vinyl liner pool system offers countless options to make your pool unique. Consider these choices when designing your dream backyard.



Vinyl Over Steps

Add a layer of beauty and sophistication to any existing pool. Our vinyl over steps system can be used in any type of vinyl-lined pool—polymer wall or steel wall. Consider our vinyl over steps system for a beautiful, uninterrupted liner pattern across your pool, and to build steps customized to your design specifications.

Molded Steps

Premier offers a large assortment of acrylic fiberglass and thermoplastic steps designed to create the perfect poolscape. A broad selection of steps, lounges and benches are available in white, blue granite and grey granite. Create a cohesive look by color-coordinating your entryway with your liner.



Spas

Spas are available in scallop and spillover styles and, available in white, blue granite and grey granite, can be coordinated with our steps and liners.

Spill-over Tanning Ledges

Spill-over tanning ledges are a new and stylish option for the forward-thinking pool owner. Built with fiberglass to last, they come in three shapes and several fashionable colors.

Buying a pool should be fun and exciting. At Premier, we want to make it as easy as possible for you by walking you through the process and providing the information you need to make informed decisions.



Blue Granite Full Floor Liner

How will you use your pool?

How do you imagine it enhancing your life? Will you be swimming laps every morning? You might want to spend sunlit days lounging poolside with your favorite music streaming through hidden speakers, or to decompress in the evenings with the stars reflected in the water and a glass of wine in your hand. Perhaps you envision hosting family birthday and holiday pool parties.

How much room do you have for your pool?

How large is the environment in which your pool will be installed, and how much of it do you want devoted to your pool? Your pool will be the center of your backyard lifestyle, but what does that translate to in feet and construction materials? Working with an experienced builder, you will determine which size pool and what materials suit your needs best.

What's your style and how can your pool express it?

Some might find comfort in a more traditional backyard, while others are drawn to the avant-garde. Some might want a pool that blends into its surroundings while others might want one that stands out. There are no wrong answers. What is important to remember is that the design of your pool should work with your backyard and the home in front of it.

What's your budget?

Consider how much you can spend on your pool, including the costs of the pool itself, accessories and installation. And remember—you are also buying an investment in endless fun and family entertainment.

Smart pool owners consider safety first, and take specific steps to ensure that their family, friends and guests are knowledgeable about the safe and sensible use of their pool.

There are several best practices that are essential to safe pool operation:

- Ensure that the pool is kept in good repair and is not used when there is a missing or broken component.
- Anyone under the influence of alcohol, drugs or stimulants that would impair their abilities or judgment should not use the pool.
- Ensure that the pool is protected by appropriate barriers to unsupervised entry, including fencing with self-latching gates, covers, alarms, etc.

There are a number of items that are essential for pool safety, all of which should be installed in accordance with the manufacturer's instructions as well as state and local statutes:

- Safety ropes should remain in place at all times.
- "No Diving" signs should be placed appropriately and in accordance with directions.
- Latham provides an area sign which must be permanently and conspicuously affixed in the pool area.
- You must have means of entry into and exit from the pool.
- You must have fencing with a self-latching gate that prevents children and pets from reaching the pool unsupervised, in accordance with local regulations.
- You must have approved drain covers to protect against suction entrapment.
- You must have the minimum required inlets and returns to ensure proper water circulation.
- Appropriate in-pool lighting should be used at night.
- Diving boards and slides require minimum depths and distances and must be installed in strict compliance with the manufacturer's specifications. If your pool is labeled "Non-diving," do not install diving equipment.

Several books and other items about pool safety are included with each Latham pool. Carefully read these and make them accessible to those who use your pool:

- Pool Owners' Safety Book
- PHTA "Sensible Way" Book
- Lifetime Limited Warranty
- "Children Aren't Waterproof" Pamphlet
- "Non-diving" Label
- Additional Warning Labels
- Use and Care Manual
- Safety Sign Installation Sheet
- Additional Signs and Labels

Be sure your installer supplies you with all of the safety information that accompanies your pool and installs the warning stickers and area sign where they can be clearly visible to all who use the pool.

We also recommend that you contact your local American Red Cross for available CPR and other vital safety programs.

NOTICE: The manufacturer stands behind every product they produce pursuant to those representations which are stated in the written warranties. Your dealer/builder/contractor is an independent businessperson and not an agent or employee of the manufacturer. The manufacturer cannot and does not accept any responsibility for any representations, statements or contracts made by any dealer/builder/contractor.

The specifications in this brochure were believed to be true at the time of printing. However, specifications, standard equipment and options are subject to change without notice.

The manufacturer does not manufacture slides, diving boards, or any other diving equipment. Any use of such equipment must be in strict compliance with the equipment manufacturer's specifications, The Association of Pool and Spa Professionals' (APSP) Standards, as well as local building codes and regulations.

In some pictures, the safety line rope and floats, and safety signage have been removed from the pool for photographic purposes. The safety line should be permanently attached at all times. We also urge you to use handrails and grab rails in accordance with the APSP Standards.



787 Watervliet Shaker Road
Latham, NY 12110
800-833-3800

lathampool.com

